

# 2023 Smart Home Check List

## Smart Home Moments



Simple. Smart. Home.  
Make Your Home Smart Simply With PIXIE

## Prioritise what's important for your home

The PIXIE Smart Home Checklist is a simple tool to help you prioritise which parts of your home you are going to automate and what's needed to achieve the best smart home outcome for you.

---

1

### **STEP 1: Rank each Smart-Home-Moment**

There are 5 sections, in each section rank each of the smart home moments in importance for you and your family.

1 = Less Important || 5 = Most Important

2

### **STEP 2: Tally your priorities**

Total each of the section scores and your overall score to fine tune your smart home requirements.

These scores are used to deliver a solution best suited for what you think is important.

3

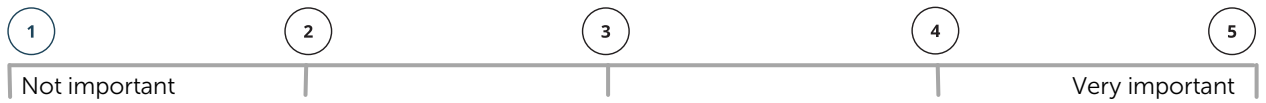
### **STEP 3: Download your personal PIXIE Smart home solution guide.**

Scan the QR code (or click the QR Code) to download your fine tuned smart home product selection guide.

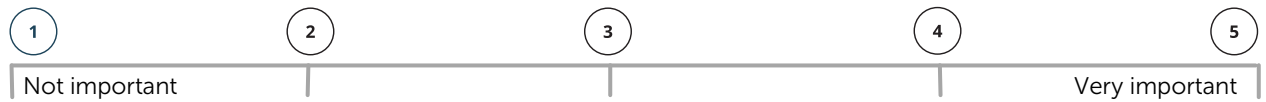
Smart Home Moments are divided into 5 categories:  
COMFORT, CONVENIENCE, SAFETY, SECURITY, SAVINGS  
(ENERGY)

## A. COMFORT

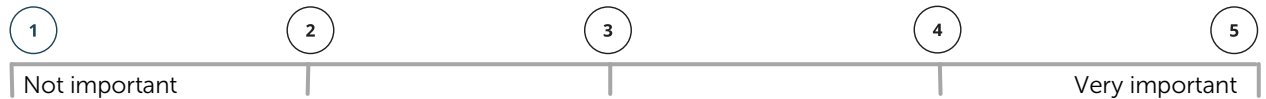
- 1 - I want to keep the ability to switch & dim my lights from the wall AND have smart control from mobile apps for my indoor and outdoor lighting, fans, appliances.



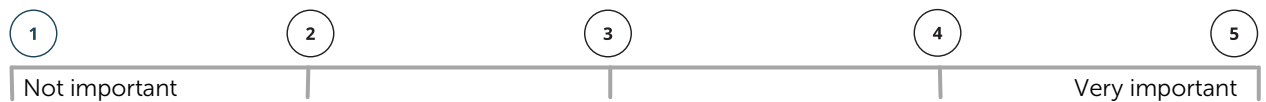
- 2 - Activate a movie scene from the couch with your phone or voice (dim the lights, close the blinds and bring down the projector screen for example).



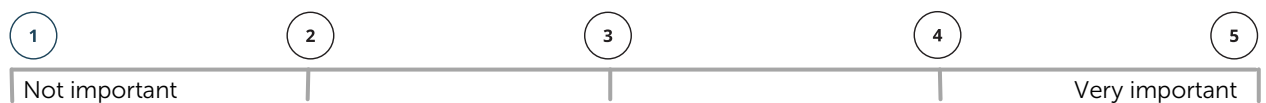
- 3 - Instantly create the perfect party scene with a single button press from the wall, phone or voice command.



- 4 - Wake up gently with sunrise-like lighting from your dimmable bedside lamps on weekdays, and sleep in on weekends!



- 5 - Help children who are afraid of the dark to get to sleep free of anxiety with a timed fade-to-off for their bedroom lights.



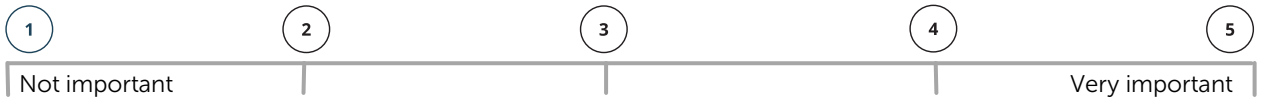
A



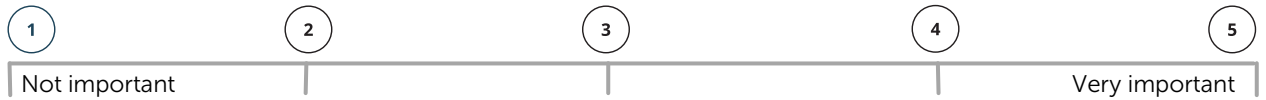
Total your score from Section A "Comfort" and record it here.

## B. CONVENIENCE

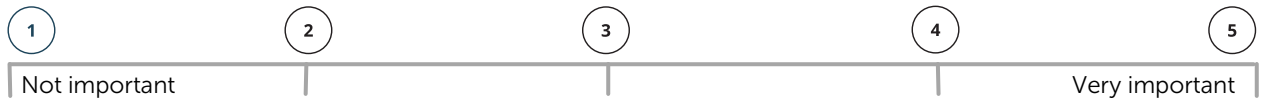
- 1 - Let Google (SIRI, Alexa) know "you've arrived home" as you drive up, and have the garage door automatically open and a pathway lit to the kitchen, bedroom or bar!



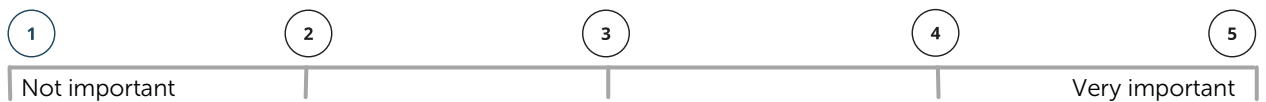
- 2 - You would like a centrally wall-mounted iPad control hub for control of all your PIXIE smart home devices in one (or more) spot/s.



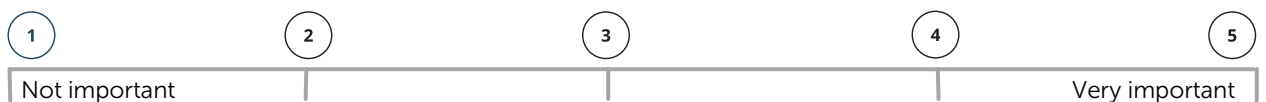
- 3 - Be able to press a single button at the front door (and garage entry too) to activate your home when you arrive and a double press this button to shut your home down when you leave.



- 4 - Allow only authorised users to make changes, edits and updates to your smart home without having to call in a specialised person on plugin a computer.



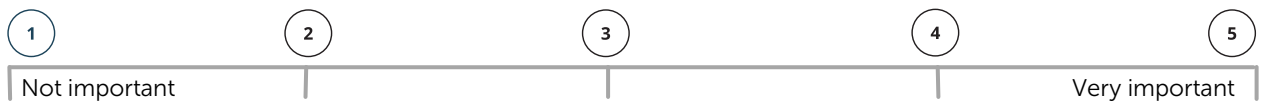
- 5 - Minimise mould and water damage in bathrooms by having your extractor fans in bathrooms run-on for an adjustable time after the shower has finished, to properly vent these spaces.



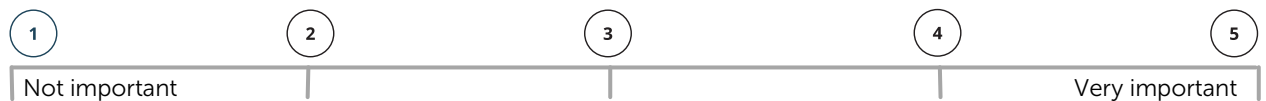
## B. CONVENIENCE

continued ...

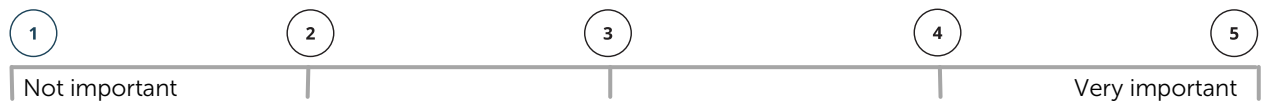
- 6 - Add more smarts to your home without changing wiring and simply swapping dumb lights switches with smart ones when budgets allow.



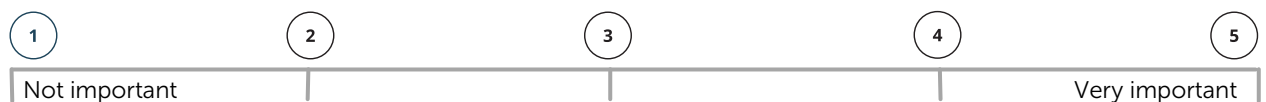
- 7 - Keep control of 'game-console-time' with kids by scheduling power outlets on and off automatically.



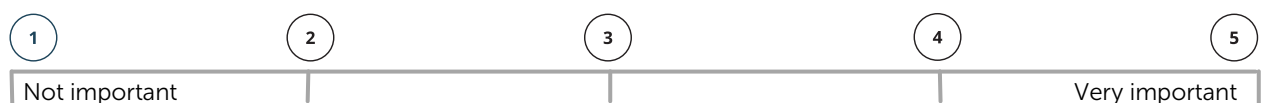
- 8 - Don't need to be an I.T. expert to make things just work.



- 9 - Don't need Wifi or an internet connection for your in-home system to keep working perfectly.



- 10 - Choose when to transform any space with colourful LED lighting - to match your immediate mood - or schedule it just for weekends.



A + B

A

+

B



Total your score from Section B "Convenience" and record it here.

## C. SAFETY

- 1 - Automatically have external and internal lighting activate at the right time every day and night, 365 days of the year.

1

2

3

4

5

---

Not important
Very important

- 2 - Schedule indoor security lighting to keep the kids feeling safe at night and disable this yourself as they grow from the mobile app.

1

2

3

4

5

---

Not important
Very important

- 3 - Activate security mode with your voice - For example "Hey SIRI, Intruder" - and have all your outside lighting turn on, blinds, shutters, awnings close and doors lock and garage doors deactivate.

1

2

3

4

5

---

Not important
Very important

- 4 - Have the peace of mind that the IRON really is off - and double check it from anywhere to be 100% sure!

1

2

3

4

5

---

Not important
Very important

- 5 - Enable child lock on power points to stop little ones turning things on and off or hurting themselves as they explore.

1

2

3

4

5

---

Not important
Very important

A + B + C



Total your score from Section C "Safety" and record it here.

## D. SECURITY

- 1 - You want to be able to simulate at-home-activity, even if you're not home, to deter would be thieves, and make you home appear as if you are present.

1       2       3       4       5  
 Not important | | | | Very important

- 2 - Share mobile app control of your home with family members and visitors, and remove that capability in a few seconds when you need to.

1       2       3       4       5  
 Not important | | | | Very important

- 3 - Decide who has control of what devices in your home with sophisticated security settings in a mobile App.

1       2       3       4       5  
 Not important | | | | Very important

- 4 - Disable your garage door during the day so criminals with RF scanners intent on stealing your goods or breaking into your home through your garage cannot open it remotely - only you can.

1       2       3       4       5  
 Not important | | | | Very important

- 5 - Outdoor light motion-sensor integration with the ability to override ON at any time to ensure the security lighting stays on (washing the car, BBQ etc.), and then revert back to standard motion sensor operation afterwards.

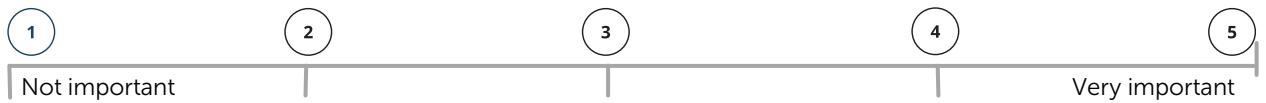
1       2       3       4       5  
 Not important | | | | Very important

## D.

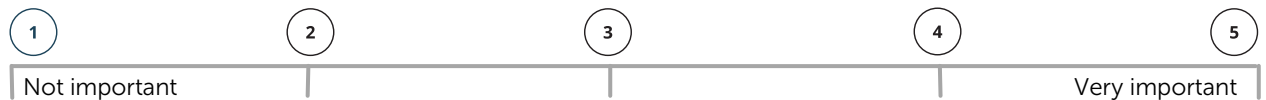
## SECURITY

continued ...

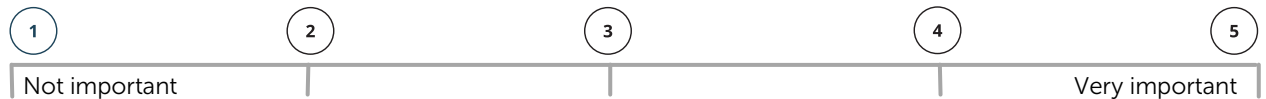
- 6 - Make your security system and smart home work together so you can deactivate the alarm and activate your smart home from a single action. Or activate the alarm and de-activate the home. Works both ways.



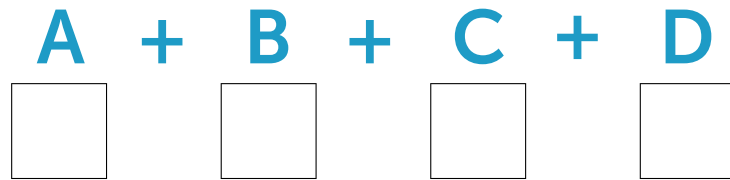
- 7 - Check on your home's status from anywhere.



- 8 - If using the PIXIE Gateway, having peace of mind that your cloud data is stored only in Australia





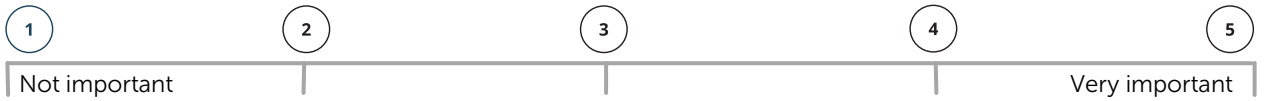


## E.

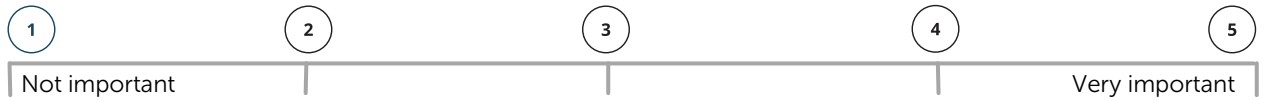
# SAVINGS

### ENERGY

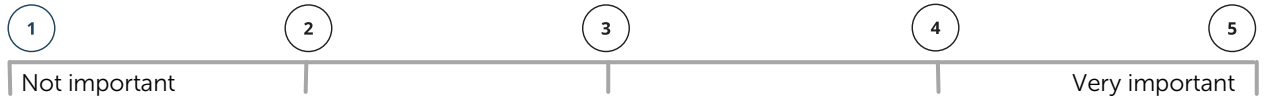
- 1 - Maximise energy savings with house-wide "Energy Sweeps" in the morning when everyone is at work and school to make sure all non essential devices, lights, fans and appliances are off.



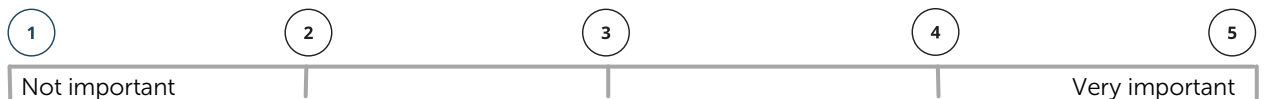
- 2 - Use timers for lighting walk-in-robos, walk-in-pantries, storage cupboards etc. with maximum flexibility to control from a mobile app and schedule if needed.



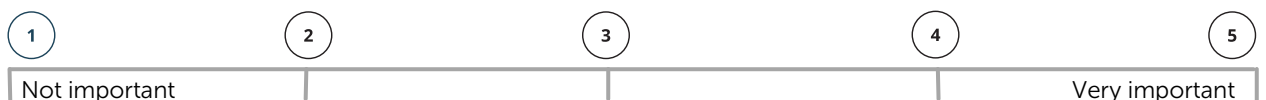
- 3 - Use Solar Saver Maximiser - if you have solar, automatically turn off non-essential appliances such as TV's, audio visual equipment, games consoles, computers etc. to eliminate "vampire power drain" during the day and maximise solar tariff feed in.



- 4 - Make sure your AC system is off when you're away to really save energy with schedules and the flexibility to turn it off from anywhere.



- 5 - Monitor your appliance's power consumption so you can make more informed energy-lifestyle decisions.



**A + B + C + D + E**

<input type="text"/>		<input type="text"/>		<input type="text"/>		<input type="text"/>		<input type="text"/>
COMFORT		CONVENIENCE		SAFETY		SECURITY		SAVINGS

### Determine each section average

Just divide each section score above by the number of questions per section

<input type="text"/>	+	<input type="text"/>	+	<input type="text"/>	+	<input type="text"/>	+	<input type="text"/>	=	<input type="text"/>
Questions: 5		Questions: 10		Questions: 5		Questions: 8		Questions: 5		

Your highest average is your most important category to you for your smarthome

### What's your smart home priority?

Which ever category has the highest ranking, that's your top priority

COMFORT      CONVENIENCE      SAFETY      SECURITY      SAVINGS

1. \_\_\_\_\_
2. \_\_\_\_\_
3. \_\_\_\_\_
4. \_\_\_\_\_
5. \_\_\_\_\_

## Combine Priority and Total Score.

Scan or click the QR code to download your smart home product selection guide.

### Comfort

---

Your total score < 20



Your total score >20

### Convenience

---

Your total score < 20



Your total score >20

### Safety

---

Your total score < 20



Your total score >20

### Security

---

Your total score < 20



Your total score >20

### Savings


---

Your total score < 20



Your total score >20

## More PIXIE smart home information




### **PIXIE FREE Smart Home Design Service.**

Send us your reflected ceiling plans and we'll send you back your home, PIXIEFIED, with every wall plate, location and operation detailed.

It is preferred that your plans have lighting circuits marked.

<https://bit.ly/pixie-free>



### **PIXIE Datasheet Downloads.**

Download all the technical datasheets and installation manuals for PIXIE products.

- Data sheets are for end users, architects and builders for specification purposes
- Installation instructions are for electricians and systems integrators

<https://bit.ly/pixds>



### **Download PIXIE Brochure.**

Download one or both versions of the PIXIE Brochure.

Mobile version - small and optimised for mobile phone screens


<https://bit.ly/pixie-brochure>

Desktop version - higher resolution and layout ideal for larger screens commonly used by builders, architects and interior designers.

<https://bit.ly/desktoppixie>

# Smart Home Checklist

## September 2021



### Attribution and Disclaimers

Icons made by [Freepik](https://www.freepik.com) from [www.flaticon.com](https://www.flaticon.com)

The Bluetooth® word mark and logos are registered trademarks owned by Bluetooth SIG, Inc. and any use of such marks by SAL National Pty Ltd is under license. Other trademarks and trade names are those of their respective owners.